

	Introductory sub-table (1)(a)		
Name of the Company:	MARATHION NEXTGEN REALTY LIMITED		
Scrip Code, Name of the scrip, class of security:	503101		
Quarter ended:	30/09/2015		
Partly paid-up shares:-	No. of partly paid-up shares	As a % of total no. of partly paid-up shares	As a % of total no. of shares of the company
Held by promoter/promoter group	NIL	NIL	NIL
Held by public	NIL	NIL	NIL
Total - D	NIL	NIL	NIL
Outstanding convertible securities:-	No. of outstanding securities	As a % of total no. of outstanding convertible securities	As a % of total no. of shares of the company, assuming full conversion of the convertible securities
Held by promoter/promoter group	NIL	NIL	NIL
Held by public	NIL	NIL	NIL
Total - E	NIL	NIL	NIL
Warrants:-	No. of warrants	As a % of total no. of warrants	As a % of total no. of shares of the company, assuming full conversion of warrants
Held by promoter/promoter group	NIL	NIL	NIL
Held by public	NIL	NIL	NIL
Total - F	NIL	NIL	NIL
Total paid-up capital of the company, assuming full conversion of warrants and convertible securities	18958230 Equity Shares		

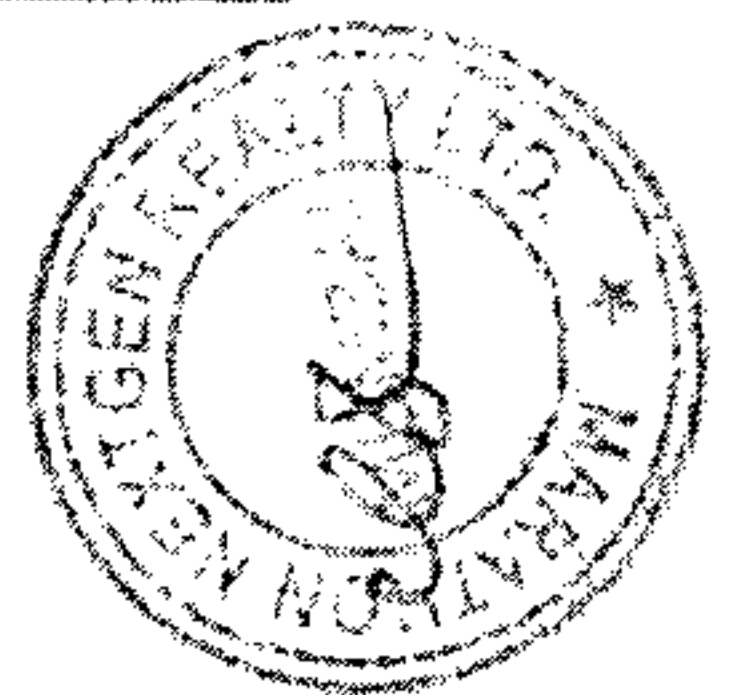


Statement Showing Shareholding Pattern


Company Name: MARATHON NEXTGEN REALTY LIMITED		Table (I)(a)						
Category code	Category of Shareholder	Number of Shareholders	Total number of shares	Number of shares held in dematerialized form	Total shareholding as a percentage of total number of shares	Shares Pledged or otherwise encumbered		
(I)	(II)	(III)	(IV)	(V)	(VI)	(VII)	(VIII)	(IX) = (VIII)/(IV)*100
(A)	Shareholding of Promoter and Promoter Group²							
	1 Indian							
(a)	Individuals/ HUF	0	0	0	0.00	0	0	0.00
(b)	Central Govt./ State Govt.(s)	0	0	0	0.00	0	0	0.00
(c)	Bodies Corporate	1	14218000	14218000	75.00	0	0	0.00
(d)	Financial Institutions/ Banks	0	0	0	0.00	0	0	0.00
(e)	Any Others(Specify)							
(e-i)	Directors Relatives	4	400	400	0.00	0	0	0.00
(e-ii)	Directors	2	200	200	0.00	0	0	0.00
	Sub Total(A)(1)	7	14218600	14218600	75.00	0	0	0.00
	2 Foreign							
a	Individuals (NRI/Foreign Individuals)	0	0	0	0.00	0	0	0.00
b	Bodies Corporate	0	0	0	0.00	0	0	0.00
c	Institutions	0	0	0	0.00	0	0	0.00
d	Qualified Foreign Investor	0	0	0	0.00	0	0	0.00
e	Any Others(Specify)	0	0	0	0.00	0	0	0.00
	Sub Total(A)(2)	0	0	0	0.00	0	0	0.00
	Total Shareholding of Promoter and	7	14218600	14218600	75.00	0	0	0.00



(B)	Public shareholding												
I	Institutions												
(a)	Mutual Funds/ UFI	6	503	15	0.00	0.00	0	0.00	0.00				0.00
(b)	Financial Institutions / Banks	2	1485	1155	0.01	0.01	0	0.01	0.00				0.00
(c)	Central Government/ State Government(s)	0	0	0	0.00	0.00	0	0.00	0.00				0.00
(d)	Venture Capital Funds	0	0	0	0.00	0.00	0	0.00	0.00				0.00
(e)	Insurance Companies	0	0	0	0.00	0.00	0	0.00	0.00				0.00
(f)	Foreign Institutional Investors	0	0	0	0.00	0.00	0	0.00	0.00				0.00
(g)	Foreign Venture Capital Investors	0	0	0	0.00	0.00	0	0.00	0.00				0.00
(h)	Qualified Foreign Investor	0	0	0	0.00	0.00	0	0.00	0.00				0.00
(i)	Any Other (specify)	0	0	0	0.00	0.00	0	0.00	0.00				0.00
	Sub-Total (B)(1)	8	1988	1170	0.01	0.01	0	0.01	0.01				0.00
B 2	Non-institutions												
(a)	Bodies Corporate	102	196897	132355	1.04	1.04	0	1.04	0.00				0.00
(b)	Individuals												
I	Ind-Hold nominal shr capital upto Rs.1L	4295	828449	719846	4.37	4.37	0	4.37	0.00				0.00
II	Ind-Hold nominal shr capital in excess of Rs.1L	32	3578757	3578757	18.88	18.88	0	18.88	0.00				0.00
(c)	Qualified Foreign Investor	0	0	0	0.00	0.00	0	0.00	0.00				0.00
(d)	Any Other (specify)												
(d-i)	Others	0	0	0	0.00	0.00	0	0.00	0.00				0.00
(d-ii)	Clearing member	8	495	495	0.00	0.00	0	0.00	0.00				0.00
(d-iii)	NRIs	33	130351	130351	0.69	0.69	0	0.69	0.00				0.00
(d-iv)	NRI Corp Bodies	0	0	0	0.00	0.00	0	0.00	0.00				0.00
(d-v)	Foreign Corp Bodies (Including FDI)	0	0	0	0.00	0.00	0	0.00	0.00				0.00
(d-vi)	Customers	0	0	0	0.00	0.00	0	0.00	0.00				0.00
(d-vii)	Suppliers	0	0	0	0.00	0.00	0	0.00	0.00				0.00
(d-viii)	Foreign Nationals	0	0	0	0.00	0.00	0	0.00	0.00				0.00
(d-ix)	Trusts	4	2693	2693	0.01	0.01	0	0.01	0.00				0.00
(d-x)	Foreign (Promoters)	0	0	0	0.00	0.00	0	0.00	0.00				0.00
(d-xi)	Directors	0	0	0	0.00	0.00	0	0.00	0.00				0.00
(d-xii)	Directors Relatives	0	0	0	0.00	0.00	0	0.00	0.00				0.00
(d-xiii)	Foreign Individuals (Including FDI)	0	0	0	0.00	0.00	0	0.00	0.00				0.00
	Sub-Total (B)(2)	4474	4737642	4564497	24.99	24.99	0	24.99	24.99				0.00
(B)	Total Public Shareholding (B)= (B)(1)+(B)(2)	4482	4739630	4565667	25.00	25.00	0	25.00	25.00				0.00
	TOTAL (A)+(B)	4489	18958230	18784267	100.00	100.00	0	100.00	100.00				0.00




(C)	Shares held by Custodians and against which Depository Receipts have been issued								
1	Promoter and Promoter Group	0	0	0	0.00	0	0	0.00	0.00
2	Public -	0	0	0	0.00	0	0	0.00	0.00
	Sub-Total (C)	0	0	0	0.00	0	0	0.00	0.00
	GRAND TOTAL (A)+(B)+(C)	4489	18958230	18784267	100.00	100.00	0	100.00	0.00




(D)(b) Statement showing holding of securities (including shares, warrants, convertible securities) of persons belonging to the category "Promoter and Promoter Group"		Encumbered shares (%)		Details of Shares held		Details of warrants		Details of convertible securities		Total shares (including underlying shares assuming full conversion of warrants and convertible securities) as a % of diluted share capital
Sr. No.	Name of the shareholder	Number of shares held	As a % of grand total (A)+(B)+(C)	No.	As a percentage	As a % of grand total (A)+(B)+(C) sub-clause (D)(a)	Number of warrants held	As a % Total Number of warrants of the same Class	Number of convertible securities held	As a % Total Number of convertible securities of the same Class
(I)	(II)	(III)	(IV)	(V)	(VI)	(VII)	(VIII)	(IX)	(X)	(XI)
1	ANSUYA RAMNIKLAL SHAH	100	0.00	0	0.00	0.00	0	0.00	0	0.00
2	CHETAN RAMNIKLAL SHAH	100	0.00	0	0.00	0.00	0	0.00	0	0.00
3	ITHACA INFORMATICS PVT.LTD	14218000	75.00	0	0.00	0.00	0	0.00	0	0.00
4	MAYUR RAMNIKLAL SHAH	100	0.00	0	0.00	0.00	0	0.00	0	0.00
5	RAMNIKLAL Z SHAH	100	0.00	0	0.00	0.00	0	0.00	0	0.00
6	SHAILAJA CHETAN SHAH	100	0.00	0	0.00	0.00	0	0.00	0	0.00
7	SONAL MAYUR SHAH	100	0.00	0	0.00	0.00	0	0.00	0	0.00
	TOTAL	14218600	75.00	0	0.00	0.00	0	0.00	0	0.00


(* The term "encumbrance" has the same meaning as assigned to it in regulation 28(3) of the SAST Regulations, 2011




Sr. No.	Name of the shareholder	Number of shares held	Shares as a percentage of total number of shares (i.e., Grand Total (A)+(B)+(C) indicated in Statement at para (D)(a) above)	Details of warrants		Details of convertible securities		Total shares (including underlying shares assuming full Conversion of warrants and convertible securities) as a % of diluted share capital
				Number of warrants held	As a % Total warrants of the same Class	Number of convertible securities held	As a % Total convertible securities of the same Class	
1	KHYATI SUDHIR VALIA	525553	2.77	0	0.00	0	0	0.00
2	PARESH MOHANLAL PAREKH	520553	2.75	0	0.00	0	0	0.00
3	RAJANYA ADITYA RAVASIA	233000	1.23	0	0.00	0	0	0.00
4	SHOORJI ADITYA PRATAPSIH	233000	1.23	0	0.00	0	0	0.00
5	SHRADDHA SUDHIR VALIA	525553	2.77	0	0.00	0	0	0.00
6	VIJAY MOHANLAL PAREKH	520553	2.75	0	0.00	0	0	0.00
	TOTAL	2558212	13.49	0	0.00	0	0	0.00



(I/c)(ii) Statement showing holding of securities (including shares, warrants, convertible securities) of persons (together with PAC) belonging to the category "Public" and holding more than 5% of the total number of shares of the company									
Sr. No.	Name(s) of the shareholder(s) and the Persons Acting in Concert (PAC) with them	Number of shares	Shares as a percentage of total number of shares {i.e., Grand Total (A)+(B)+(C) indicated in Statement at para (I)(a) above}	Details of warrants		Details of convertible securities held	% w.r.t Total Number of convertible securities of the same Class	Total shares (including underlying shares assuming full Conversion of warrants and convertible securities) as a % of diluted share capital	
				Number of warrants	As a % Total Number of warrants of the same Class				
1		0	0.00	0	0.00	0	0.00	0.00	
	TOTAL	0	0.00	0	0.00	0	0.00	0.00	




(1)(d)	Statement showing details of locked-in shares	Number of locked-in shares	Locked-in shares as a percentage of total number of shares {i.e., Grand Total (A)+(B)+(C) indicated in Statement at para (D)(a) above}	Promoter / Promoter Group / Public
Sr. No.	Name of the shareholder			
1		0	0.00	
TOTAL		0	0.00	



(II)(a) Statement showing details of Depository Receipts (DRs)			
Sr. No.	Type of outstanding DR (ADRs, GDRs, SDRs, etc.)	Number of outstanding DRs	Number of shares underlying outstanding DRs
1		0	0
	TOTAL	0	0
			Shares underlying outstanding DRs as a percentage of total number of shares {i.e., Grand Total (A)+(B)+(C) indicated in Statement at para (I)(a) above}
			0
			0



(II)(b)	Statement showing holding of Depository Receipts (DRs), where underlying shares held by 'promoter/promoter group' are in excess of 1% of the total number of shares			
Sr. No.	Name of the DR Holder	Type of outstanding DR (ADRs, GDRs, SDRs, etc.)	Number of shares underlying outstanding DRs	Shares underlying outstanding DRs as a percentage of total number of shares {i.e., Grand Total (A)+(B)+(C) indicated in Statement at para (I)(a) above}
1		0	0	0
	TOTAL	0	0	0



Introductory sub-table (I)(a)

Name of the Company: **PARMEKA PRIVATE LIMITED**
 Scrip Code, Name of the scrip, class of securities: **NIL**
 Quarter ended: **30/09/2015**

Partly paid-up shares:-

	No. of partly paid-up shares	As a % of total no. of partly paid-up shares	As a % of total no. of shares of the company
Held by promoter/promoter group	NIL	NIL	NIL
Held by public	NIL	NIL	NIL
Total - D	NIL	NIL	NIL

Held by promoter/promoter group
 Held by public

Total - D

Outstanding convertible securities:-

	No. of outstanding securities	As a % of total no. of outstanding convertible securities	As a % of total no. of shares of the company, assuming full conversion of the convertible securities
Held by promoter/promoter group	NIL	NIL	NIL
Held by public	NIL	NIL	NIL
Total - E	NIL	NIL	NIL

Held by promoter/promoter group
 Held by public

Total - E

Warrants:-


	No. of warrants	As a % of total no. of warrants	As a % of total no. of shares of the company, assuming full conversion of warrants
Held by promoter/promoter group	NIL	NIL	NIL
Held by public	NIL	NIL	NIL
Total - F	NIL	NIL	NIL

Held by promoter/promoter group
 Held by public

Total - F

Total paid-up capital of the company, assuming full conversion of warrants and convertible securities


10000



(2) A statement showing holding of securities (including shares, warrants, convertible securities) of persons belonging to the category "Public" and holding more than 1% of the total number of shares

Sr. No.	Name of the shareholder	Number of shares held	Shares as a percentage of total number of shares {i.e., Grand Total (A)+(B)+(C) indicated in Statement at para (I)(a)}	Details of warrants		Details of convertible securities		Total shares (including underlying shares assuming full Conversion of warrants and convertible securities) as a % of issued share capital
				Number of warrants held	As a % Total Number of warrants of the same Class	Number of convertible securities held	As a % Total Number of convertible securities of the same class	

NOT APPLICABLE



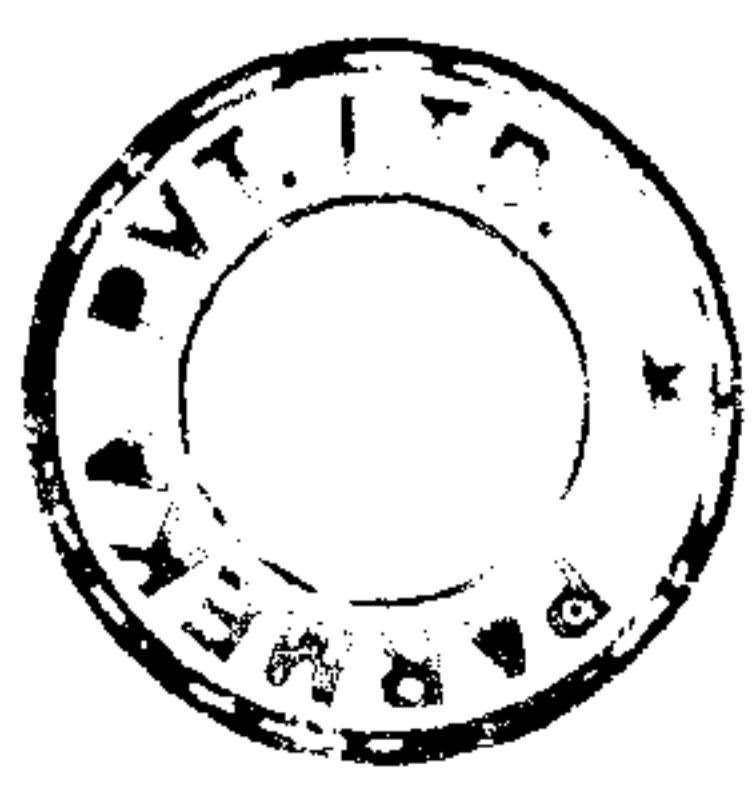
(1)(c)(ii) Statement showing holding of securities (including shares, warrants, convertible securities) of persons (together with PAC) belonging to the category "Public" and holding more than 5% of the total number of shares of the company.

Sr. No.	Name(s) of the shareholder(s) and the Persons Acting in Concert (PAC) with them	Number of shares	Shares as a percentage of total number of shares {i.e., Grand Total (A)+(B)+(C) indicated in Statement at para (1)(a) above}	Details of warrants		Details of convertible securities		Total shares (including underlying shares assuming full Conversion of warrants and convertible securities) as a % of diluted share capital
				As a % Total Number of warrants of the same Class	Number of warrants of the same Class	Number of convertible securities held by the same Class	% w.r.t Total Number of convertible securities of the same Class	
1		0	0.00	0	0.00	0	0.00	0.00
	TOTAL	0	0.00	0	0.00	0	0.00	0.00



(1)(c) Statement showing details of locked-in shares.

Sr. No.	Name of the shareholder	Number of locked-in shares	Locked-in shares as a percentage of total number of shares {i.e., Grand Total (A)+(B)+(C) indicated in Statement at para (I)(a) above}	Promoter / Promoter Group / Public
1		0	0.00	
	TOTAL	0	0.00	



(71)(a) Statement showing details of Depository Receipts (DRs)

Sr. No.	Type of outstanding DR (ADRs, GDRs, SDRs, etc.)	Number of outstanding DRs	Number of shares underlying outstanding DRs	Shares underlying outstanding DRs as a percentage of total number of shares {i.e., Grand Total (A)+(B)+(C) indicated in Statement at para (I)(a) above}
1		0	0	0
	TOTAL	0	0	0



(ii) Statement showing holding of Depository Receipts (DRs), where underlying shares held by promoter/promoter group are in excess of 1% of the total number of shares

Sr. No.	Name of the DR Holder	Type of outstanding DR (ADRs, GDRs, SDRs, etc.)	Number of shares underlying outstanding DRs	Shares underlying outstanding DRs as a percentage of total number of shares {i.e., Grand Total (A)+(B)+(C) indicated in Statement at para (I)(a) above}
1		0	0	0
	TOTAL	0	0	0

